

**VIVIENDAS LIBRES Y PROTEGIDAS CONTENIDAS EN LOS PROYECTOS DE EJECUCIÓN VISADOS POR LOS COLEGIOS DE ARQUITECTOS  
1960-2008**

<b>ANO</b>	<b>1960</b>	<b>1961</b>	<b>1962</b>	<b>1963</b>	<b>1964</b>	<b>1965</b>	<b>1966</b>	<b>1967</b>	<b>1968</b>	<b>1969</b>
<b>TOTAL NACIONAL</b>	<b>32.430</b>	<b>44.994</b>	<b>58.040</b>	<b>76.490</b>	<b>100.108</b>	<b>104.442</b>	<b>83.275</b>	<b>101.010</b>	<b>113.290</b>	<b>126.507</b>
<b>ANDALUCÍA</b>	<b>3.987</b>	<b>6.361</b>	<b>6.872</b>	<b>10.926</b>	<b>10.944</b>	<b>14.335</b>	<b>11.887</b>	<b>13.156</b>	<b>17.643</b>	<b>21.198</b>
<b>Oriental</b>	<b>1.295</b>	<b>2.312</b>	<b>2.787</b>	<b>5.533</b>	<b>6.432</b>	<b>7.615</b>	<b>6.405</b>	<b>6.826</b>	<b>7.939</b>	<b>9.945</b>
Almería	181	329	327	491	922	1.169	1.125	1.021	815	1.131
Granada	257	644	604	1.581	1.353	1.901	1.823	2.018	2.164	2.009
Jaén	437	615	612	762	1.250	1.566	1.139	615	1.223	1.037
Málaga	420	724	1.244	2.699	2.907	2.979	2.318	3.172	3.737	5.768
<b>Occidental</b>	<b>2.692</b>	<b>4.049</b>	<b>4.085</b>	<b>5.393</b>	<b>4.512</b>	<b>6.720</b>	<b>5.482</b>	<b>6.330</b>	<b>9.704</b>	<b>11.253</b>
Cádiz	531	822	987	903	1.058	2.145	1.426	1.876	1.648	2.861
Córdoba	552	594	1.124	1.005	1.794	1.485	1.271	1.025	2.241	1.893
Huelva	175	295	113	530	216	594	568	474	788	1.025
Sevilla	1.434	2.338	1.861	2.955	1.444	2.496	2.217	2.955	5.027	5.474

<b>ANO</b>	<b>1970</b>	<b>1971</b>	<b>1972</b>	<b>1973</b>	<b>1974</b>	<b>1975</b>	<b>1976</b>	<b>1977</b>	<b>1978</b>	<b>1979</b>
<b>TOTAL NACIONAL</b>	<b>104.497</b>	<b>84.899</b>	<b>94.046</b>	<b>123.585</b>	<b>106.609</b>	<b>90.168</b>	<b>91.996</b>	<b>99.852</b>	<b>91.941</b>	<b>99.974</b>
<b>ANDALUCÍA</b>	<b>18.092</b>	<b>15.524</b>	<b>16.243</b>	<b>20.473</b>	<b>15.284</b>	<b>13.709</b>	<b>12.844</b>	<b>15.853</b>	<b>11.946</b>	<b>15.952</b>
<b>Oriental</b>	<b>9.281</b>	<b>8.544</b>	<b>7.716</b>	<b>10.025</b>	<b>6.521</b>	<b>6.615</b>	<b>6.159</b>	<b>7.118</b>	<b>5.021</b>	<b>9.098</b>
Almería	1.011	1.033	725	1.037	1.063	1.277	1.184	1.276	892	1.308
Granada	2.250	1.975	2.106	2.328	1.746	1.692	1.760	2.105	931	3.303
Jaén	1.487	822	911	1.265	1.031	1.235	1.414	1.531	736	1.027
Málaga	4.533	4.714	3.974	5.395	2.681	2.411	1.801	2.206	2.462	3.460
<b>Occidental</b>	<b>8.811</b>	<b>6.980</b>	<b>8.527</b>	<b>10.448</b>	<b>8.763</b>	<b>7.094</b>	<b>6.685</b>	<b>8.735</b>	<b>6.925</b>	<b>6.854</b>
Cádiz	2.048	1.040	2.232	2.883	1.802	2.069	1.504	1.300	1.906	1.673
Córdoba	1.357	1.284	1.379	1.340	1.030	688	1.085	1.498	1.319	2.339
Huelva	1.088	982	1.056	1.711	1.670	918	1.150	1.929	1.210	1.199
Sevilla	4.318	3.674	3.860	4.514	4.261	3.419	2.946	4.008	2.490	1.643

**VIVIENDAS LIBRES Y PROTEGIDAS CONTENIDAS EN LOS PROYECTOS DE EJECUCIÓN VISADOS POR LOS COLEGIOS DE ARQUITECTOS  
1960-2008**

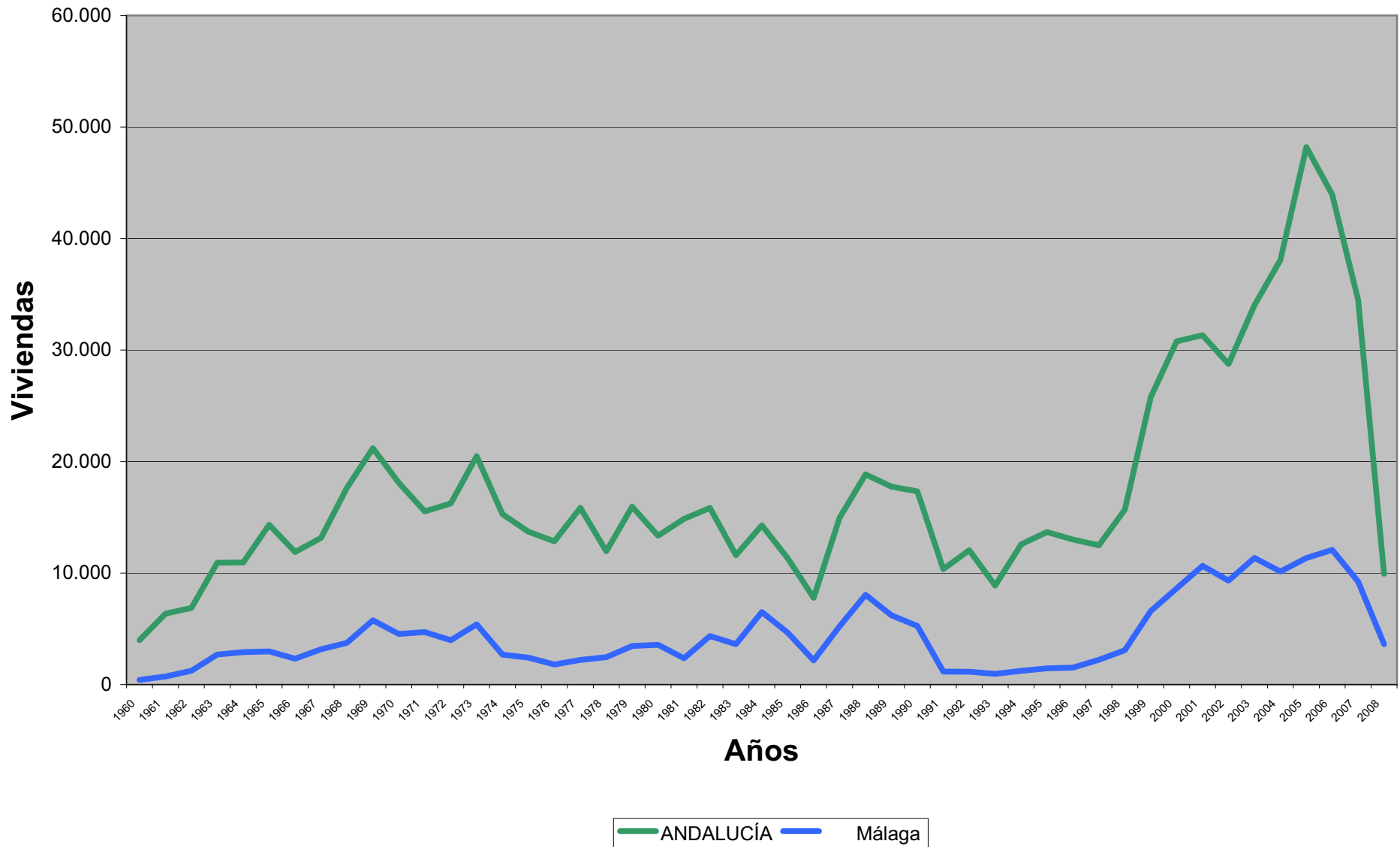
<b>AÑO</b>	<b>1980</b>	<b>1981</b>	<b>1982</b>	<b>1983</b>	<b>1984</b>	<b>1985</b>	<b>1986</b>	<b>1987</b>	<b>1988</b>	<b>1989</b>
<b>TOTAL NACIONAL</b>	<b>81.786</b>	<b>66.703</b>	<b>68.319</b>	<b>72.900</b>	<b>61.166</b>	<b>56.798</b>	<b>47.524</b>	<b>75.850</b>	<b>86.398</b>	<b>99.044</b>
<b>ANDALUCÍA</b>	<b>13.356</b>	<b>14.858</b>	<b>15.842</b>	<b>11.606</b>	<b>14.275</b>	<b>11.322</b>	<b>7.775</b>	<b>14.958</b>	<b>18.846</b>	<b>17.751</b>
<b>Oriental</b>	<b>7.710</b>	<b>7.175</b>	<b>8.683</b>	<b>7.119</b>	<b>9.504</b>	<b>7.780</b>	<b>3.976</b>	<b>8.904</b>	<b>12.182</b>	<b>10.342</b>
Almería	1.057	1.267	1.517	1.058	886	639	750	1.137	1.596	1.035
Granada	2.080	2.526	1.755	1.796	776	1.362	769	1.226	1.300	1.867
Jaén	1.005	1.021	1.055	642	1.329	1.122	291	1.319	1.239	1.236
Málaga	3.568	2.361	4.356	3.623	6.513	4.657	2.166	5.222	8.047	6.204
<b>Occidental</b>	<b>5.646</b>	<b>7.683</b>	<b>7.159</b>	<b>4.487</b>	<b>4.771</b>	<b>3.542</b>	<b>3.799</b>	<b>6.054</b>	<b>6.664</b>	<b>7.409</b>
Cádiz	1.613	1.363	2.101	1.193	1.636	1.205	1.100	1.649	2.462	2.272
Córdoba	1.686	1.345	1.442	591	735	424	609	1.042	1.090	1.160
Huelva	1.109	1.390	756	545	503	781	391	1.065	1.189	1.799
Sevilla	1.238	3.585	2.860	2.158	1.897	1.132	1.699	2.298	1.923	2.178

<b>AÑO</b>	<b>1990</b>	<b>1991</b>	<b>1992</b>	<b>1993</b>	<b>1994</b>	<b>1995</b>	<b>1996</b>	<b>1997</b>	<b>1998</b>	<b>1999</b>
<b>TOTAL NACIONAL</b>	<b>82.286</b>	<b>65.000</b>	<b>70.926</b>	<b>58.492</b>	<b>70.264</b>	<b>87.429</b>	<b>82.645</b>	<b>86.491</b>	<b>94.454</b>	<b>134.070</b>
<b>ANDALUCÍA</b>	<b>17.327</b>	<b>10.357</b>	<b>12.044</b>	<b>8.879</b>	<b>12.577</b>	<b>13.672</b>	<b>13.009</b>	<b>12.489</b>	<b>15.674</b>	<b>25.781</b>
<b>Oriental</b>	<b>10.898</b>	<b>4.986</b>	<b>5.360</b>	<b>4.795</b>	<b>4.957</b>	<b>5.602</b>	<b>5.594</b>	<b>6.050</b>	<b>7.798</b>	<b>13.683</b>
Almería	2.243	308	386	674	736	798	1.028	992	1.329	2.274
Granada	2.327	2.184	2.485	2.122	1.865	1.758	2.013	1.954	1.958	2.931
Jaén	1.069	1.329	1.334	1.043	1.126	1.590	1.029	879	1.433	1.886
Málaga	5.259	1.165	1.155	956	1.230	1.456	1.524	2.225	3.078	6.592
<b>Occidental</b>	<b>6.429</b>	<b>5.371</b>	<b>6.684</b>	<b>4.084</b>	<b>7.620</b>	<b>8.070</b>	<b>7.415</b>	<b>6.439</b>	<b>7.876</b>	<b>12.098</b>
Cádiz	1.786	1.212	1.622	810	1.835	1.801	2.026	2.032	3.635	4.310
Córdoba	781	1.348	929	943	1.126	1.337	905	919	1.118	1.472
Huelva	1.786	834	744	659	1.039	1.161	1.449	1.098	1.246	2.257
Sevilla	2.076	1.977	3.389	1.672	3.620	3.771	3.035	2.390	1.877	4.059

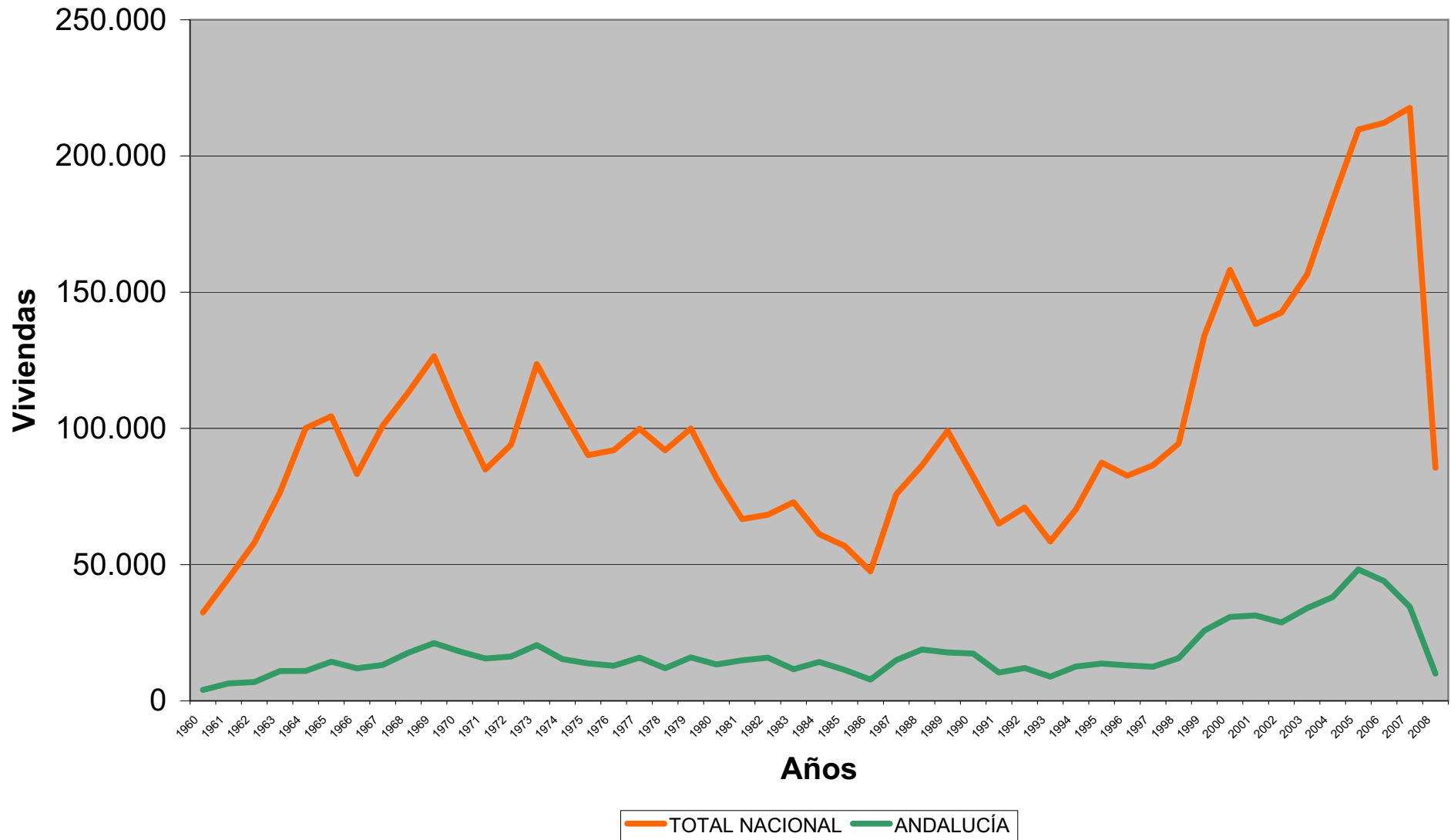
**VIVIENDAS LIBRES Y PROTEGIDAS CONTENIDAS EN LOS PROYECTOS DE EJECUCIÓN VISADOS POR LOS COLEGIOS DE ARQUITECTOS  
1960-2008**

<b>AÑO</b>	<b>2000</b>	<b>2001</b>	<b>2002</b>	<b>2003</b>	<b>2004</b>	<b>2005</b>	<b>2006</b>	<b>2007</b>	<b>2008</b>
<b>TOTAL NACIONAL</b>	<b>158.202</b>	<b>138.318</b>	<b>142.512</b>	<b>156.444</b>	<b>183.650</b>	<b>209.719</b>	<b>212.174</b>	<b>217.689</b>	<b>85.523</b>
<b>ANDALUCÍA</b>	<b>30.783</b>	<b>31.321</b>	<b>28.734</b>	<b>34.021</b>	<b>38.066</b>	<b>48.196</b>	<b>43.942</b>	<b>34.495</b>	<b>9.940</b>
<b>Oriental</b>	<b>16.821</b>	<b>18.691</b>	<b>17.473</b>	<b>20.806</b>	<b>21.326</b>	<b>29.536</b>	<b>27.266</b>	<b>19.797</b>	<b>6.654</b>
Almería	2.798	3.045	3.292	3.278	6.999	11.820	6.288	2.663	433
Granada	3.425	3.410	3.180	4.231	2.658	3.977	5.578	4.567	1.662
Jaén	1.966	1.588	1.685	1.936	1.526	2.389	3.316	3.331	939
Málaga	8.632	10.648	9.316	11.361	10.143	11.350	12.084	9.236	3.620
<b>Occidental</b>	<b>13.962</b>	<b>12.630</b>	<b>11.261</b>	<b>13.215</b>	<b>16.740</b>	<b>18.660</b>	<b>16.676</b>	<b>14.698</b>	<b>3.286</b>
Cádiz	5.683	4.972	3.553	4.209	5.344	6.753	3.920	2.268	1.120
Córdoba	1.878	1.265	1.451	1.832	2.146	2.311	2.150	3.089	1.045
Huelva	2.548	2.534	2.178	2.343	1.430	3.056	2.107	3.225	1.121
Sevilla	3.853	3.859	4.079	4.831	7.820	6.540	8.499	6.116	0

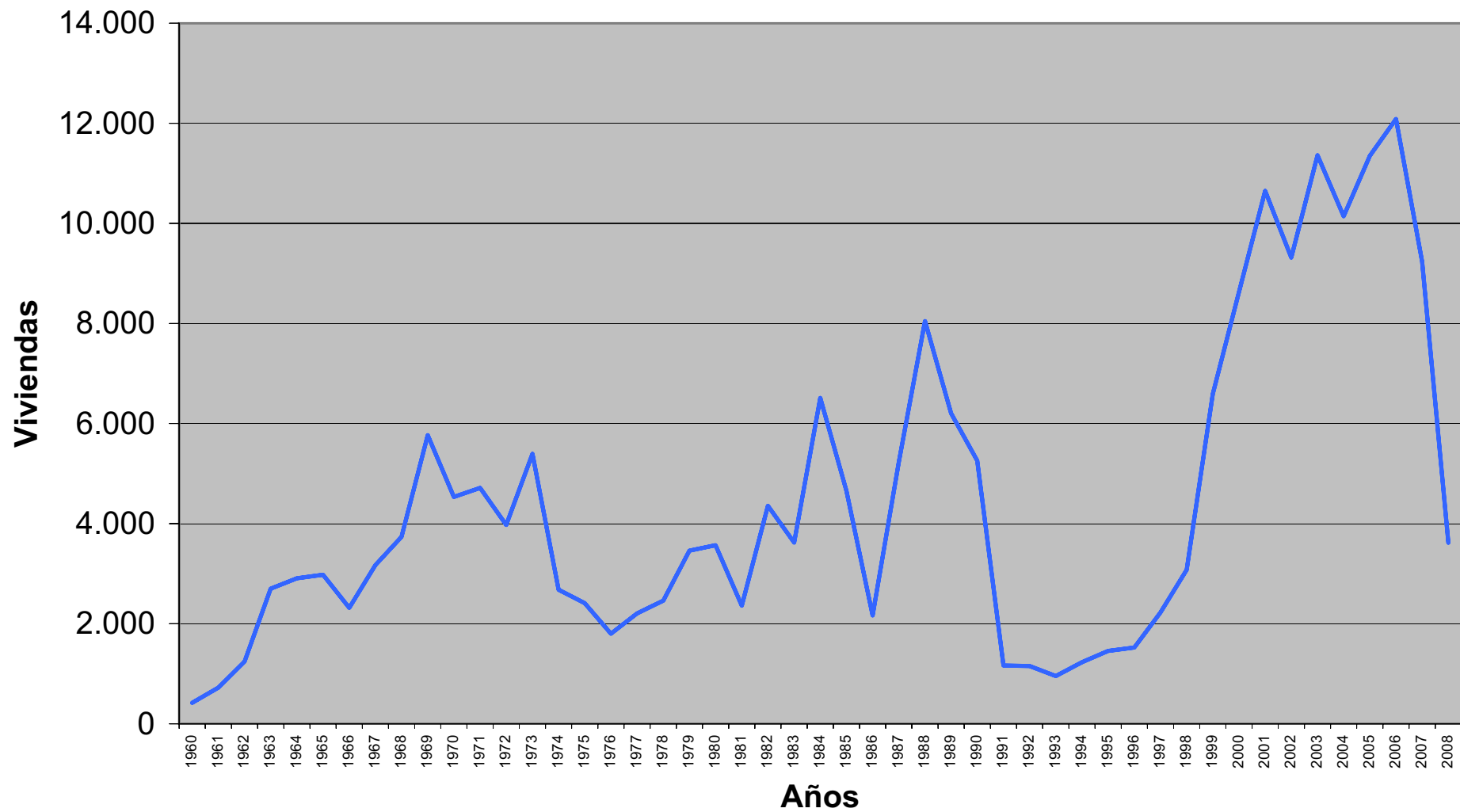
### Viviendas visadas 1960-2008 (1º trimestre)



### Viviendas visadas 1960-2008 (1º Trimestre)



### Viviendas visadas 1960-2008 (1º Trimestre)



— Málaga